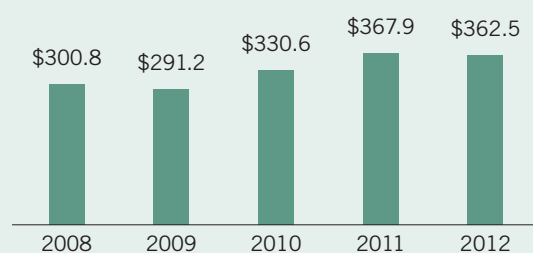


FINANCIAL HIGHLIGHTS

Bessemer Trust has remained privately owned for over 105 years. As a private company, we are not required to publish an annual report. We do so in the interest of transparency and open communication with our clients, shareholders, and employees.

REVENUES

(In millions)



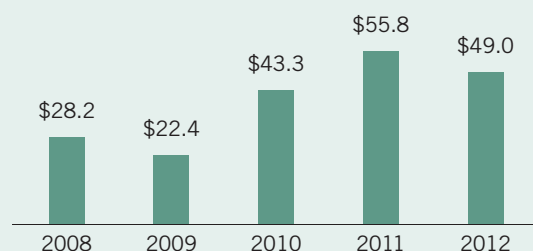
EXPENSES

(In millions)

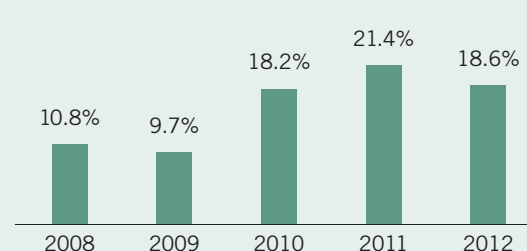


NET INCOME

(In millions)



RETURN ON AVERAGE EQUITY



(In thousands, except per share data)

	2012	2011
Revenues	\$ 362,471	\$ 367,927
Expenses	305,381	303,996
Income taxes	8,125	8,159
Net income	48,965	55,772
Shareholders' equity at year end	257,338	258,039
Return on average equity	18.6%	21.4%
Average shareholders' equity	263,510	260,915
Dividends	34,311	37,035
Basic earnings per common share	18.54	21.06
Book value per common share	97.94	97.54